



WHY CHOOSE CRAWL SPACE ENCAPSULATION?

Your home is your biggest investment...
trust it to the experts!



Moisture... a crawl space nightmare!



Moisture can invite pests and cause considerable damage to your property — but do you even know if there's a moisture problem you need to address? The problem with moisture build-up is that it happens in places we don't often think about, like crawl spaces.

High moisture in crawl spaces creates conditions that termites, fungi, and wood rot love. These factors create musty odors in your home, and provide a prime environment for many other pests. We'll evaluate your home or business free of charge and will explain the risk level of your property. We'll provide a price quote and offer the moisture control services necessary to protect your property from damage.

Moisture in your crawl space

You've got moisture in your crawl space, but what does that mean?

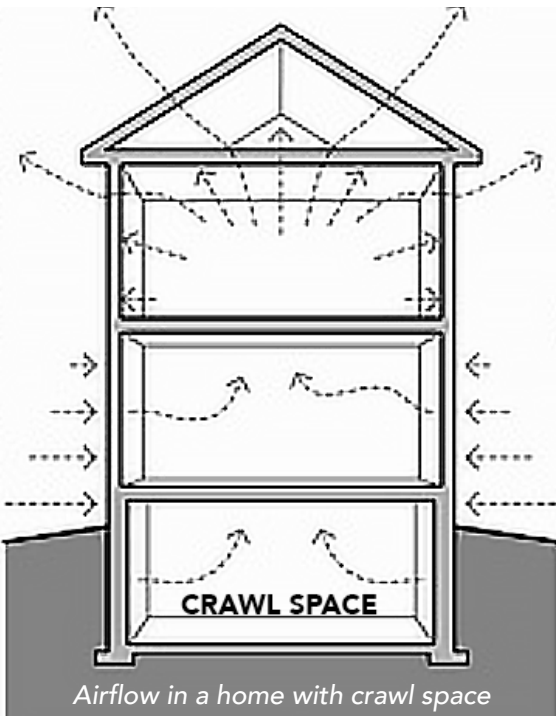
Moisture in your crawl space is moisture in your home, and moisture in your home is bad for what's in it. Chances are, your home's structure is made largely of wood. When moisture content is high in the air, moisture content is high in the wood as well... and pests like termites love high moisture content in wood, as does fungi, pests, and mildew.





Effects of moisture on your home

Air is brought to the upper levels of your home from the crawl space, and humidity comes too. If the crawl space air is bad, it brings humidity, fungi spores, and musty smells with it. This can wreak havoc on your home in the form of: sticking doors and windows, smelly fabric/carpets, buckling and squeaky floors, dust mites (#1 allergy in homes), humidity/condensation in attic, mildew in inside of windows, increased heating and cooling bills, mildew and fungi in the home, decreased life of architectural products, aggravated allergies, and asthma.



Did you know?

You breathe crawl space air... like it or not. In fact, building scientists say that up to 50% of the air you breathe on the first floor is air from the crawl space. If you have ductwork (as most of us do in the South), air mixes even more thoroughly throughout the house, from the crawl space all the way up.



Termites in your crawlspace

Termite damage on your home can be devastating, which is why we take termites seriously. Each of our crawl space encapsulations are required to have a termite treatment before work can be done. We also allow a gap between wood and masonry, and the encapsulation materials so that termite treatments in the future can be applied if needed. **Your home is our top priority.**



After Economy Exterminators crawlspace encapsulation

To health! (for you and your family)

Moist crawl space air breeds pests, termites, fungi, and mildew... and none of those are welcome visitors! Besides irritating your family with asthma and other allergies, fungi, mildew and pest exposure can cause other health problems as well.

Crawlspace Solutions

Encapsulating your crawl space delivers many benefits, and eliminates negative effects on the rest of the house caused by crawl space problems. What can we do to change these problems? Create a clean space in your crawl space! Economy Exterminators will create a clean, humidity-free area below your home by dramatically transforming the area into healthy, usable space, thus mitigating your existing crawl space woes. By sealing out humid air, cleaning out the space, and keeping things dry and unwelcome for fungi, mildew, and other pests, your crawl space will be no longer a haven for unwelcomed guests.

Fix it to list it

Would you want to buy a new home with a damp, mildewy (pest infested) crawlspace? Chances are you said “no”... and we would guess that your buyers would say the same. Home inspectors have a keen eye for moisture problems because that’s what they are hired for. It’s heartbreaking when listing a house to sell, and then having a potential buyer walk away from the deal after a less-than ideal home inspection.

Buyers expect a dry crawlspace

Potential buyers view your home (with a moisture ridden crawl space) as a fixer upper, and they will pay you less than otherwise... if they buy it at all. In fact, the cost of NOT fixing your crawl space in property value alone could be more than the cost of crawl space encapsulation. Without a fix, mildew and mold remediation, termite infestations and rotting wood will cost much more in the long run, as well as costing you the potential sale of your home. Bottom line? Fixing your crawl space is cheaper than NOT fixing it.



Crawlspace encapsulation done right.

Economy Exterminators offers crawlspace encapsulation in our Raleigh, Wilmington, and Charlotte service areas! Our professionals will ensure that your crawlspace is properly sealed and protected from termite infestations, as well as any issues with moisture.

Unlike other companies, who only specialize in crawlspace encapsulation, Economy understands that termites can infest structures behind the plastic that covers the interior foundation wall and lead to extensive damage in the wooden subfloor. Economy's encapsulation leaves an inspection gap around the structure so that an annual termite inspection can be performed—thus, keeping up the termite warranty on the home.



TREAT

Treat for termites

STEP 1 - TREAT

Why treat for termites? Termite treatments are the first, necessary step in every encapsulation project. Termite treatments are done before your crawl space encapsulation so that we ensure that there is no existing termite activity in your home. **Economy Exterminators will provide an annual termite and crawl space encapsulation inspection to ensure your home is protected.**



CLEAN

Remove old insulation

STEP 2 - CLEAN

Out with the old, in with the new! Borafoam insulation board is a thick board which provides an adequate insulation factor in your crawl space. Borafoam board is installed over crawl space walls, and all existing insulation is removed. Joists, sills and subfloor are then cleaned and treated to remove any visible surface fungi on wood, walls and ground. The result is a clean, functional space.



SEAL

Install lining and cover vents

STEP 3 - SEAL

No more moisture: We seal the crawl space by attaching Borafoam board to all the crawl space walls and sealing the foundation vents. An inspection strip is left at the top of the wall for future termite inspections. The board is taped at the seams and glued to the foundation walls. A thick plastic liner is installed and all piers are wrapped so no moisture escapes.



DRY

Install dehumidifier and/or pump

STEP 4 - DRY

Clean and dry: A crawl space dehumidifier is installed to dry the crawl space. The unit is installed and hung from the floor joist, and the moisture is routed to the exterior or to a sump pump. This dehumidifier moves dry air throughout the crawl making the whole area dry and clean. Many insects do not like this environment and will not live in these crawl spaces.....too dry!

A tradition of excellence in pest-control

Economy Exterminators started in Cary, NC as a family business — today, we continue as a family business with over 70+ employees that are considered family. Many have been with Economy Exterminators for over 20 years and some for over 25 years.

For over 40 years, Economy Exterminators has gained experience and has grown to be a leader in the pest industry. Our many loyal customers are a testament to the quality of pest control service we have provided all these years. Whether treating an infestation of termites, bed bugs, ants, mice or another pest, you can be sure we'll provide the skills and service to get the job done right.

What our customers have to say...



"We used Economy for a severe crawlspace moisture problem. They were able to start the next business day after the initial estimate... The people who worked on our house went above and beyond. Everyone we worked with was extremely nice & professional, I'd highly recommend them for dealing with moisture problems." Meg S. | Cary, NC



"We have been customers for around 10 years now. Economy's team has always been very knowledgeable, thorough and above all courteous. Keep up the great work!"

Chris L. | Cary, NC

Give us a call, we'd love to help!

Our Raleigh, Durham, Chapel Hill, Charlotte, or Wilmington moisture control specialists work fast to ensure moisture damage is stopped in its tracks. For professional service and effective treatments, call us today!

Toll Free: 877-584-5678



**ECONOMY
EXTERMINATORS**



www.economyexterminators.com